

SINGLE SIGN ON GUIDE FOR STUDENTS

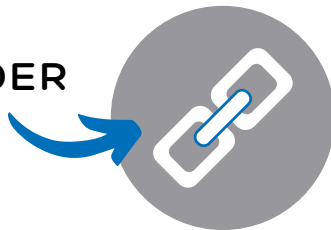
1 CLICK ON YOUR SELF-REGISTRATION LINK (SUPPLIED BY YOUR ACCESS COORDINATOR)

2 CLICK 'SIGN IN WITH MICROSOFT' (OR GOOGLE AS REQUIRED) BUTTON TO AUTOFILL ALL OF YOUR DETAILS ON THE FORM

3 CLICK REGISTER - YOU WILL THEN RECEIVE A VERIFICATION EMAIL TO YOUR INBOX

4 CLICK ON THE VERIFICATION EMAIL TO VERIFY YOUR EMAIL ADDRESS

5 GO TO THE HODDER WEBSITE




6 ON THE LOGIN PAGE, CLICK 'SIGN IN WITH MICROSOFT' (OR GOOGLE AS REQUIRED) TO ACCESS THE WEBSITE


First name: *

Middle name:

Last name: *

* Required
This site uses cookies which enable this site to function, ensuring performance is reliable. Details can be found in our [Terms and Conditions](#), [Privacy Notice](#) and [Use of Cookies](#).
By using the site, you are accepting our [Terms and Conditions](#) and these cookies.
 I have read and accept the [Privacy Notice](#), the [Terms and Conditions](#) and the [Use of Cookies](#).

 Sign in with Microsoft

 Sign in with Google

Welcome. Please log in.


New to Hodder Education Magazines? [Find out more](#)


Username / email address

Password

Centre ID

[Forgotten your password?](#)

 Sign in with Microsoft

 Sign in with Google